

Maternal Child Nursing Care 7th Edition PDF

Visit the link below to download the full version of the ebook

[DOWNLOAD NOW](#)

Maternal Child
Nursing Care

SEVENTH EDITION

MATERNITY
Perry
Cashion
Alden
Olshansky
Lowd
PEE
Hocke

Evolve® | Student
Details

Scan to Download
or Type the Link

ebook.ac/maternal7e



Maternal Child Nursing Care



MATERNITY
Perry
Cashion
Alden
Olshansky
Lowdermilk

PEDIATRIC
Hockenberry



ELSEVIER

Evolve®

Student Resources on Evolve
Access Code Inside

Maternal Child Nursing Care

SEVENTH EDITION

MATERNITY

Shannon E. Perry, RN, PhD, FAAN

School of Nursing, San Francisco State University, San Francisco, California

Deitra Leonard Lowdermilk, RNC-E, PhD,
FAAN

Clinical Professor, Retired, School of Nursing, University of North Carolina at Chapel Hill, Chapel Hill, North Carolina

Kitty Cashion, RN-BC, MSN

Clinical Nurse Specialist, Department of Obstetrics and Gynecology, Division of Maternal Fetal Medicine, University of Tennessee Health Science Center, Memphis, Tennessee

Kathryn Rhodes Alden, EdD, MSN, RN

Associate Professor, Retired, School of Nursing, University of North Carolina at Chapel Hill, Chapel Hill, North Carolina

Ellen Frances Olshansky, PhD, RN, WHNP-E, FAAN

Professor Emerita, Bill & Sue Gross School of Nursing, University of California, Irvine, California

PEDIATRIC

Marilyn J. Hockenberry, PhD, RN, FAAN

Professor Pediatrics, Department of Pediatrics, Baylor College of Medicine, Houston, Texas

Bessie Baker Professor of Nursing Emeritus, Duke University, Durham, North Carolina



Table of Contents

Cover image

Title page

Contents in brief

Copyright

Contributors

Reviewers

About the authors

Preface

Acknowledgments

Part 1. Maternity Nursing

Unit 1. Introduction to Maternity Nursing

1. 21st-century maternity nursing

Advances in the care of mothers and infants

Efforts to reduce health disparities

Contemporary issues and trends

Trends in nursing practice

References

2. The family, culture, and home care

Introduction to family, culture, and home care

The family in cultural and community context

Theoretic approaches to understanding families

The family in a cultural context

Developing cultural competence

Care of the woman at home

Interprofessional care

References

Unit 2. Reproductive Years

3. Assessment and health promotion

Female reproductive system

Menstruation and menopause

Sexual response

Reasons for entering the health care system

Barriers to entering the health care system

Caring for the well woman across the life span: The need for health promotion and disease prevention

Approaches to care at specific stages of a woman's life

Identification of risk factors to women's health

Assessment of the woman: History and physical examination

References

4. Reproductive system concerns

Menstrual disorders

Interprofessional care

Interprofessional care

Interprofessional care

Interprofessional care

Interprofessional care

Infections

Interprofessional care

Interprofessional care

Interprofessional care

Interprofessional care

Interprofessional care

Interprofessional care

Interprofessional care

Interprofessional care

Interprofessional care

Interprofessional care

Interprofessional care

Problems of the breast

Interprofessional care

Interprofessional care

References

5. Infertility, contraception, and abortion

Infertility

Interprofessional care

Contraception

Interprofessional care

Abortion

Interprofessional care

References

Unit 3. Pregnancy

6. Genetics, conception, and fetal development

Genetics/genomics

Clinical genetics

Genetic counseling

Cell division and conception

Embryo and fetus

Factors influencing fetal growth and development

References

7. Anatomy and physiology of pregnancy

Adaptations to pregnancy

Diagnosis of pregnancy

References

8. Nursing care of the family during pregnancy

Diagnosis of pregnancy

Adaptation to pregnancy

Interprofessional care

Perinatal education

Planning for labor and birth

References

9. Maternal and fetal nutrition

Nutrient needs before conception

Nutrient needs during pregnancy

Macronutrients

Interprofessional care

References

10. Assessment of high-risk pregnancy

Assessment of risk factors

Antepartum testing

Biophysical assessment

Biochemical assessment

Fetal care centers

Antepartum assessment using electronic fetal monitoring

Psychologic considerations related to high-risk pregnancy

The nurse's role in assessment and management of the high-risk pregnancy

References

11. High-risk perinatal care: Preexisting conditions

Diabetes mellitus

Interprofessional care

Interprofessional care

Thyroid disorders

Interprofessional care

Maternal phenylalanine hydroxylase deficiency

Cardiovascular disorders

Interprofessional care

Other medical disorders in pregnancy

Substance use disorder

Interprofessional care

References

12. High-risk perinatal care: Gestational conditions

Hypertension in pregnancy

Interprofessional care

Hyperemesis gravidarum

Interprofessional care

Hemorrhagic disorders

Interprofessional care

Interprofessional care

Interprofessional care

Interprofessional care

Interprofessional care

Interprofessional care

Interprofessional care

Infections acquired during pregnancy

Surgery during pregnancy

Interprofessional care

Trauma during pregnancy

Interprofessional care

References

Unit 4. Labor and Birth

13. Labor and birth processes

Factors affecting labor

Process of labor

References

14. Maximizing comfort for the laboring woman

Pain during labor and birth

Factors influencing pain response

Nonpharmacologic pain management

Pharmacologic pain management

Interprofessional care

References

15. Fetal assessment during labor

Basis for monitoring

Monitoring techniques

Fetal heart rate patterns

Interprofessional care

References

16. Nursing care of the family during labor and birth

First stage of labor

Interprofessional care

Second stage of labor

Interprofessional care

Third stage of labor

Interprofessional care

Fourth stage of labor

Interprofessional care

References

17. Labor and birth complications

Preterm labor and birth

Interprofessional care

Prelabor rupture of membranes

Interprofessional care

Chorioamnionitis

Postterm pregnancy, labor, and birth

Interprofessional care

Dysfunctional labor (dystocia)

Interprofessional care

Obesity

Interprofessional care

Obstetric procedures

Interprofessional care

Interprofessional care

Interprofessional care

Obstetric emergencies

Interprofessional care

Interprofessional care

Interprofessional care

Interprofessional care

Interprofessional care

References

Unit 5. Postpartum Period

18. Postpartum physiologic changes

Reproductive system and associated structures

Cardiovascular system

Respiratory system

Endocrine system

Urinary system

Gastrointestinal system

Integumentary system

Musculoskeletal system

Neurologic system

Immune system

References

19. Nursing care of the family during the postpartum period

Transfer from the recovery area

Planning for discharge

Interprofessional care

Interprofessional care: Physical needs

Interprofessional care: Psychosocial needs

Discharge teaching

References

20. Transition to parenthood

Parental attachment, bonding, and acquaintance

Parent-infant contact

Communication between parent and infant

Parental role after birth

Diversity in transitions to parenthood

Parental sensory impairment

Sibling adaptation

Grandparent adaptation

Interprofessional care

References

21. Postpartum complications

Postpartum hemorrhage

Interprofessional care

Hemorrhagic (hypovolemic) shock

Interprofessional care

Venous thromboembolic disorders

Interprofessional care

Postpartum infection

Interprofessional care

Postpartum psychiatric disorders

Interprofessional care

Interprofessional care

Interprofessional care

Interprofessional care for women with postpartum psychiatric disorders

Maternal death

References

Unit 6. Newborn

22. Physiologic and behavioral adaptations of the newborn

Stages of transition to extrauterine life

Physiologic adaptations

Behavioral adaptations

References

23. Nursing care of the newborn and family

Interprofessional care: Birth through the first 2 hours

Interprofessional care: From 2 hours after birth until discharge

References

24. Newborn nutrition and feeding

Nutritional needs of the infant

Breastfeeding

Anatomy and physiology of lactation

Interprofessional care

Formula-feeding

References

25. The high-risk newborn

Birth injuries

Neonatal infections

Interprofessional care

Interprofessional care

Drug-exposed infants

Interprofessional care

Hemolytic disorders

Interprofessional care

Infants of diabetic mothers

Interprofessional care

Congenital anomalies

Preterm and postterm infants

Interprofessional care

Interprofessional care

Care of the high-risk newborn and family

Newborn screening for disease

Neonatal loss

References

Part 2. Pediatric Nursing

Unit 7. Children, Their Families, and the Nurse

26. 21st-century pediatric nursing

Health care for children

Health promotion

Childhood health problems

Adolescent vaping epidemic

The art of pediatric nursing

Providing nursing care to children and families

Six essential cognitive skills of clinical judgment

References

27. Social, cultural, religious, and family influences on child health promotion

General concepts

Family structure and function

Family roles and relationships

Parental roles

Parenting

Special parenting situations

Sociocultural influences on children and families

Influences in the surrounding environment

Broader influences on child health

Cultural humility and health care providers' contribution

References

28. Developmental and genetic influences on child health promotion

Growth and development

Development of personality and cognitive function

Role of play in development

Developmental assessment

Genetic factors that influence development

References

Unit 8. Assessment of the Child and Family

29. Communication and physical assessment of the child and family

Guidelines for communication and interviewing

Communicating with families

History taking

General approaches to examining the child

References

30. Pain assessment and management in children

Pain assessment

Assessment of pain in specific populations

Pain management

Common pain states in children

References

Unit 9. Health Promotion and Special Health Problems

31. The infant and family

Promoting optimal growth and development

Promoting optimal health during infancy

Special health problems

References

32. The toddler and family

Promoting optimal growth and development

Promoting optimal health during toddlerhood

Ingestion of injurious agents

References

33. The preschooler and family

Promoting optimal growth and development

Communicable diseases

Child maltreatment

References

34. The school-age child and family

Promoting optimal growth and development

Health problems of school-age children

References

35. Health promotion of the adolescent and family

Promoting optimal growth and development

Promoting optimal health during adolescence

Special health problems

References

Unit 10. Special Needs, Illness, and Hospitalization

36. Impact of chronic illness, disability, or end-of-life care on the child and family

Care of children and families living with or dying from chronic or complex conditions

The family of the child with a chronic or complex condition

The child with a chronic or complex condition

Nursing care of the family and child with a chronic or complex condition

Perspectives on the care of children at the end of life

Nursing care of the child and family at the end of life

References

37. Impact of cognitive or sensory impairment on the child and family

Cognitive impairment

Sensory impairment

Communication impairment

References

38. Family-centered care of the child during illness and hospitalization

Stressors of hospitalization and children's reactions

Stressors and reactions of the family of the child who is hospitalized

Nursing care of the child who is hospitalized

Nursing care of the family

Care of the child and family in special hospital situations

References

39. Pediatric nursing interventions and skills

General concepts related to pediatric procedures

Skin care and general hygiene

Safety

Positioning for procedures

Collection of specimens

Administration of medication

Maintaining fluid balance

Alternative feeding techniques

Procedures related to elimination

Procedures for maintaining respiratory function

References

Unit 11. Health Problems of Children

40. The child with respiratory dysfunction

Respiratory infections

Upper respiratory tract infections

Croup syndromes

Infections of the lower airways

Other infections of the respiratory tract

Pulmonary dysfunction caused by noninfectious irritants

Long-term respiratory dysfunction

Respiratory emergency

References

41. The child with gastrointestinal dysfunction

Distribution of body fluids

Disturbances of fluid and electrolyte balance

Disorders of motility

Inflammatory conditions

Obstructive disorders

Malabsorption syndromes

Hepatic disorders

Structural defects

References

42. The child with cardiovascular dysfunction

Cardiovascular dysfunction

Congenital heart disease

Nursing care of the family and child with congenital heart disease

Acquired cardiovascular disorders

Heart transplantation

Vascular dysfunction

References

43. The child with hematologic or immunologic dysfunction

Hematologic and immunologic dysfunction

Red blood cell disorders

Defects in hemostasis

Immunologic deficiency disorders

Technologic management of hematologic and immunologic disorders

References

44. The child with cancer

Cancer in children

General nursing care management

Cancers of blood and lymph systems

Lymphomas

Nervous system tumors

Bone tumors

Other solid tumors

The childhood cancer survivor

References

45. The child with genitourinary dysfunction

Genitourinary dysfunction

External defects of the genitourinary tract

Glomerular disease

Miscellaneous renal disorders

Renal failure

Technologic management of renal failure

References

46. The child with cerebral dysfunction

The brain and increased intracranial pressure

Evaluation of neurologic status

The child with cerebral compromise

Intracranial infections

Seizures and epilepsy

Headache

The child with cerebral malformation

References

47. The child with endocrine dysfunction

The endocrine system

Disorders of pituitary function

Disorders of thyroid function

Disorders of parathyroid function

Disorders of adrenal function

Disorders of pancreatic hormone secretion

References

48. The child with musculoskeletal or articular dysfunction

The immobilized child

Traumatic injury

Sports participation and injury

Birth and developmental defects

Acquired defects

Infections of bones and joints

Disorders of joints

References

49. The child with neuromuscular or muscular dysfunction

Congenital neuromuscular or muscular disorders

Defects of neural tube closure

Muscular dysfunction

References

50. The child with integumentary dysfunction

Infections of the skin

Skin disorders related to chemical or physical contacts

Skin disorders related to animal contacts

Rickettsial diseases

Miscellaneous skin disorders

Skin disorders associated with specific age-groups

Cold injury

Burns

Sunburn

References

Index

Inner back cover

Answers to all Next Generation NCLEX® (NGN)-Style activities can be found on the Evolve website.

Contents in brief

PART 1 Maternity nursing

UNIT 1 Introduction to maternity nursing, 1

- 1 21st-Century Maternity Nursing, 1**
- 2 The Family, Culture, and Home Care, 15**

UNIT 2 Reproductive years, 31

- 3 Assessment and Health Promotion, 31**
- 4 Reproductive System Concerns, 62**
- 5 Infertility, Contraception, and Abortion, 104**

UNIT 3 Pregnancy, 133

- 6 Genetics, Conception, and Fetal Development, 133**
- 7 Anatomy and Physiology of Pregnancy, 165**
- 8 Nursing Care of the Family During Pregnancy, 178**
- 9 Maternal and Fetal Nutrition, 207**
- 10 Assessment of High-Risk Pregnancy, 224**
- 11 High-Risk Perinatal Care: Preexisting Conditions, 242**
- 12 High-Risk Perinatal Care: Gestational Conditions, 279**

UNIT 4 Labor and birth, 319

- 13 Labor and Birth Processes, 319**
- 14 Maximizing Comfort for the Laboring Woman, 332**
- 15 Fetal Assessment During Labor, 356**

- 16 Nursing Care of the Family During Labor and Birth, 374
- 17 Labor and Birth Complications, 414

UNIT 5 Postpartum period, 454

- 18 Postpartum Physiologic Changes, 454
- 19 Nursing Care of the Family During the Postpartum Period, 461
- 20 Transition to Parenthood, 477
- 21 Postpartum Complications, 494

UNIT 6 Newborn, 511

- 22 Physiologic and Behavioral Adaptations of the Newborn, 511
- 23 Nursing Care of the Newborn and Family, 536
- 24 Newborn Nutrition and Feeding, 581
- 25 The High-Risk Newborn, 610

PART 2 Pediatric nursing

UNIT 7 Children, their families, and the nurse, 656

- 26 21st-Century Pediatric Nursing, 656
- 27 Social, Cultural, Religious, and Family Influences on Child Health Promotion, 669
- 28 Developmental and Genetic Influences on Child Health Promotion, 691

UNIT 8 Assessment of the child and family, 709

- 29 Communication and Physical Assessment of the Child and Family, 709
- 30 Pain Assessment and Management in Children, 764

UNIT 9 Health promotion and special health problems, 790

- 31 The Infant and Family, 790**
- 32 The Toddler and Family, 842**
- 33 The Preschooler and Family, 875**
- 34 The School-Age Child and Family, 910**
- 35 Health Promotion of the Adolescent and Family, 936**

UNIT 10 Special needs, illness, and hospitalization, 970

- 36 Impact of Chronic Illness, Disability, or End-of-Life Care on the Child and Family, 970**
- 37 Impact of Cognitive or Sensory Impairment on the Child and Family, 999**
- 38 Family-Centered Care of the Child During Illness and Hospitalization, 1023**
- 39 Pediatric Nursing Interventions and Skills, 1043**

UNIT 11 Health problems of children, 1109

- 40 The Child With Respiratory Dysfunction, 1109**
- 41 The Child With Gastrointestinal Dysfunction, 1170**
- 42 The Child With Cardiovascular Dysfunction, 1222**
- 43 The Child With Hematologic or Immunologic Dysfunction, 1269**
- 44 The Child With Cancer, 1302**
- 45 The Child With Genitourinary Dysfunction, 1339**
- 46 The Child With Cerebral Dysfunction, 1366**
- 47 The Child With Endocrine Dysfunction, 1417**
- 48 The Child With Musculoskeletal or Articular Dysfunction, 1450**
- 49 The Child With Neuromuscular or Muscular Dysfunction, 1485**
- 50 The Child With Integumentary Dysfunction, 1526**

Answers to all Next Generation NCLEX® (NGN)-Style activities can be found on the Evolve website.

Copyright

Elsevier

3251 Riverport Lane
St. Louis, Missouri 63043

MATERNAL CHILD NURSING CARE, SEVENTH
EDITION ISBN: 978-0-323-77671-4
Copyright © 2023 by Elsevier Inc. All rights reserved.

No part of this publication may be reproduced or transmitted in any form or by any means, electronic or mechanical, including photocopying, recording, or any information storage and retrieval system, without permission in writing from the publisher. Details on how to seek permission, further information about the Publisher's permissions policies and our arrangements with organizations such as the Copyright Clearance Center and the Copyright Licensing Agency, can be found at our website: www.elsevier.com/permissions.

This book and the individual contributions contained in it are protected under copyright by the Publisher (other than as may be noted herein).

Notice

Practitioners and researchers must always rely on their own experience and knowledge in evaluating and using any information, methods, compounds or experiments described herein. Because of rapid advances in the medical sciences, in particular, independent verification of diagnoses and drug dosages should be made. To the fullest extent of the law, no responsibility is assumed by Elsevier, authors, editors or

contributors for any injury and/or damage to persons or property as a matter of products liability, negligence or otherwise, or from any use or operation of any methods, products, instructions, or ideas contained in the material herein.

Previous editions copyrighted 2018, 2014, 2010, 2006, 2002, and 1998.

Senior Content Strategist: Sandra Clark
Senior Content Development Manager: Luke Held
Senior Content Development Specialist: Maria Broeker
Publishing Services Manager: Julie Eddy
Senior Project Manager: Rachel E. McMullen
Design Direction: Brian Salisbury

Printed in Canada

Last digit is the print number: 9 8 7 6 5 4 3 2 1



Contributors

Jennifer Taylor Alderman, PhD, RNC-OB, CNL, CNE, Assistant Professor, School of Nursing, University of North Carolina at Chapel Hill, Chapel Hill, North Carolina

Dusty Dix, MSN, RN, Assistant Professor, Retired, School of Nursing, University of North Carolina at Chapel Hill, Chapel Hill, North Carolina

Debbie Fraser, MN, CNeoN(C)

Associate Professor, Faculty of Health Disciplines, Athabasca University, Athabasca, Alberta, Canada;

Neonatal Nurse Practitioner, NICU, St Boniface Hospital, Winnipeg, Manitoba, Canada;

Editor-in-Chief, Neonatal Network, Springer Publishing, New York, New York;

Chief Nurse Planner, Academy of Neonatal Nursing, Petaluma, California

Rhonda Lanning, DNP, CNM, RN, LCCE, IBCLC

Assistant Professor, School of Nursing, University of North Carolina at Chapel Hill;

Program Coordinator, Birth Partners Volunteer Doula Program, North Carolina Women's Hospital, UNC Healthcare, Chapel Hill, North Carolina

Evolve Contributors

Kimberly Amos, PhD, MS(N), RN, CNE, Director of Nursing (ADN & PN), Isothermal Community College, Spindale, North Carolina

Amber Dortch, MSN, RN, FNP-C, Nurse Practitioner, Cerebral Medical, Kalamazoo, Michigan

Reviewers

Brooka Thomsen Martin, MSN, RN, Nursing Instructor, Coffeyville Community College, Coffeyville, Kansas

Jamie Mears, MSN, RN, Allied Health Coordinator, Educator, Allied Health (RN and LVN Program), Clarendon College, Pampa, Texas

Kate Raciak, MSN, BSN, RN, C-EFM, Nursing Instructor, Paradise Valley Community College, Phoenix, Arizona

Cheryl L. Smith, MSN, RN, CNE, Professor of Nursing, Labette Community College, Parsons, Kansas

Jane C. Wilson, PhD, MSN, BSN, Associate Professor; BSN Track Chairman, School of Nursing, Palm Beach Atlantic University, West Palm Beach, Florida

About the authors

Maternity

Shannon E. Perry is Professor Emerita, School of Nursing, San Francisco State University, San Francisco, California. She received her diploma in nursing from St. Joseph Hospital School of Nursing, Bloomington, Illinois; a BSN from Marquette University; an MSN from the University of Colorado Medical Center; and a PhD in Educational Psychology from Arizona State University. She completed a 2-year postdoctoral fellowship in perinatal nursing at the University of California, San Francisco, as a Robert Wood Johnson Clinical Nurse Scholar.



Dr. Perry has had clinical experience in obstetrics, pediatrics, gynecology, and neonatal nursing. She has taught in schools of nursing in several states for more than 30 years and was director of the School of Nursing at San Francisco State University. She is a Fellow in the American

Academy of Nursing. Dr. Perry's experience in international nursing includes teaching in the United Kingdom, Ireland, Italy, Thailand, Ghana, and China, as well as participating in health missions in Ghana, Kenya, Nigeria, and Honduras. She has published extensively on maternity and newborn topics as well as coediting *Maternity Nursing* (4 editions), *Maternal Child Nursing Care* (6 editions), and *Maternity and Women's Health Care* (7 editions).

Deitra Leonard Lowdermilk is Clinical Professor retired School of Nursing, University of North Carolina at Chapel Hill. She received her BSN from East Carolina University and her MEd and PhD in Education from the University of North Carolina at Chapel Hill. She is certified in in-patient obstetrics by the National Certification Corporation. She is a Fellow in the American Academy of Nursing. In addition to being a nurse educator for more than 34 years, Dr. Lowdermilk has clinical experience in maternity and women's health care.



Dr. Lowdermilk has been recognized for her expertise in nursing education and women's health by state and national nursing organizations and by her alma mater, East Carolina University. A few examples include

Educator of the Year by the Association of Women's Health, Obstetric and Neonatal Nurses and by the North Carolina Nurses Association. Dr. Lowdermilk also is co-author of *Maternity and Women's Health Care* (7 editions), *Maternity Nursing* (5 editions), and *Maternal Child Health Nursing Care* (6 editions). In Fall 2010, the East Carolina University College of Nursing named the Neonatal Intensive Care and Midwifery Laboratory in honor of Dr. Lowdermilk. In 2011, she was named as one of the first 40 nurses inducted into the College of Nursing Hall of Fame.

Kitty Cashion is a Clinical Nurse Specialist in the Maternal Fetal Medicine Division, Department of Obstetrics and Gynecology at the University of Tennessee Health Science Center in Memphis. She received her BSN from the University of Tennessee College of Nursing in Memphis and her MSN in parent-child nursing from the Vanderbilt University School of Nursing in Nashville, Tennessee. Ms. Cashion is certified as a high-risk perinatal nurse through the American Nurses Credentialing Center.



Ms. Cashion's job responsibilities at the University of Tennessee include providing education regarding low- and high-risk obstetrics to staff nurses in West Tennessee community hospitals. For more than 25 years, Ms. Cashion has been an adjunct clinical instructor in maternal-child nursing (primarily in Labor & Delivery) at both associate degree and baccalaureate nursing programs. Ms. Cashion has contributed many chapters to maternity

nursing textbooks over the years and also co-authored several major maternity nursing textbooks. She is a co-editor for *Maternal Child Nursing Care* and *Maternity & Women's Health Care*.

Kathryn Rhodes Alden is Associate Professor, retired from the University of North Carolina at Chapel Hill (UNC-CH) School of Nursing, where she taught clinical and didactic in maternal/newborn nursing for 29 years. She received numerous awards for excellence in nursing education at the University of North Carolina, being recognized for clinical and classroom teaching expertise as well as for academic counseling. Dr. Alden was instrumental in the adoption of simulation-based learning by the prelicensure program at UNC-CH and authored obstetric simulation cases for Elsevier. She was an early collaborator in interprofessional education at UNC-CH, offering obstetric and neonatal simulation-based learning opportunities for nursing, medicine, and pharmacy students.



Dr. Alden earned a BSN from University of North Carolina at Charlotte, an MSN from the UNC-CH, and a doctorate in adult education from North Carolina State University. She has clinical experience as a staff nurse in pediatrics, pediatric intensive care, and neonatal intensive care, as well as in postpartum home care of mothers, newborns, and families. She has served as a nursing administrator and coordinator of quality improvement. As an international board-certified lactation consultant, Dr. Alden has extensive

experience as an inpatient lactation consultant and a lactation educator. Dr. Alden has contributed numerous chapters on maternal/newborn nursing and is co-editor for *Maternal Child Nursing Care* and *Maternity and Women's Health Care*. Her research has focused on promoting academic success in prelicensure nursing students.

Ellen F. Olshansky is Professor Emerita at the University of California Irvine, Sue & Bill Gross School of Nursing, where she served as Founding Director of the Program in Nursing Science, providing the foundation for the eventual Sue & Bill Gross School of Nursing. She also served as Founding Chair of the Department of Nursing in the Suzanne Dworak-Peck School of Social Work at the University of Southern California. She earned a BA in Social Work from the University of California, Berkeley, and a BS, MS, and PhD from the University of California, San Francisco School of Nursing. She is a Fellow in the American Academy of Nursing and the Western Academy of Nursing through the Western Institute of Nursing.



Dr. Olshansky is a women's health nurse practitioner emerita, certified through the National Certification Corporation, and her research focuses on women's health across the life span, with an emphasis on reproductive health. She is one of the founders of the Orange County Women's Health Project, which promotes women's health and wellness in Orange County, California. Previously she served for 10 years as editor of the *Journal of*

Professional Nursing, the official journal of the American Association of Colleges of Nursing. She has published extensively in numerous nursing and other health-related journals as well as authoring many book chapters and editorials.

Pediatric

Marilyn J. Hockenberry is a Professor of Pediatrics at Baylor College of Medicine and the Global HOPE Director of Nursing at Texas Children's Hospital. She is Professor Emerita in the School of Nursing at Duke University. Dr. Hockenberry has authored more than 130 publications and has extensive expertise in advancing nursing education in developing innovative programs and teaching experiences. In 2016, she was inducted into the Sigma Theta Tau International Research Hall of Fame, recognized for her research program that focuses on symptoms associated with childhood cancer treatment. For 20 years, she sustained National Institutes of Health (NIH) RO-1 funding for two research paths: one related to acute symptom experiences caused by cancer treatment and another evaluating the long-term toxicities of childhood leukemia therapy.



Preface

This seventh edition of *Maternal Child Nursing Care* combines essential maternity, women's health, neonatal, and pediatric nursing information into one text. The text focuses on the care of women and their families during their reproductive years and the care of children from birth through adolescence. The issues and concerns of childbearing families and the health care of children are the primary concentrations. The promotion of wellness and the management of common women's health problems and child development in the context of the family are also addressed. As we move further into the 21st century, this edition of *Maternal Child Nursing Care* is designed to address the changing needs of women and men during their childbearing years and children during their developing years.

In this edition, we have intentionally included content that addresses the diversity among childbearing families. We have paid particular attention to address beliefs and practices of diverse cultural, ethnic, and religious groups without presenting stereotypes. Our emphasis is on teaching nursing students and future nurses the importance of assessment: learning from patients and their families about their cultural, ethnic, and religious beliefs and practices and how these practices may or may not affect their health care. The goal is to provide patient- and family-centered care that occurs within a social context in which social and structural determinants of health, including structural racism, affect health and health care.

Because our primary focus is on women and infants, we have chosen to use the terms "women" and "mothers" throughout Part I of the text. However, we realize that diverse gender identities and many types of families exist in today's world. Therefore we encourage health care professionals to ask individuals the words they use to describe themselves, in order to not assume how they identify themselves, and then use those

words when communicating with families, to provide respectful and sensitive care.

Maternal Child Nursing Care was developed to provide students with the knowledge and skills they need to become competent critical thinkers and to attain the sensitivity needed to become caring nurses. This seventh edition has been revised and refined in response to comments and suggestions from educators, clinicians, and students. It includes the most accurate, current, and clinically relevant information available.

Approach

Professional nursing practice continues to evolve and adapt to society's changing health priorities. The rapidly changing health care delivery system offers new opportunities for nurses to alter the practice of maternity, women's health, and pediatric nursing and to improve the way care is given. Increasingly, nursing practice must be evidence based. It is incumbent on nurses to use the most up-to-date and scientifically supported information on which to base their care. To assist nurses in providing this type of care, Evidence-Based Practice boxes with implications for practice are included throughout the text.

Consumers of maternity and pediatric care vary in age, ethnicity, culture, language, social status, marital status, sexual orientation, and gender identification. They seek care from a variety of health care providers in numerous health care settings, including the home. To meet the needs of these consumers, clinical education must offer students a variety of health care experiences in settings that include hospitals and birth centers, homes, clinics, private physicians' offices, shelters for the homeless or for women and children in need of protection, and other community-based settings.


Interprofessional care has been used as an organizing framework for the information presented in the nursing care chapters. Interprofessional care is emphasized because this approach demonstrates how nursing must and does collaborate with other health care disciplines to provide the most comprehensive care possible to women and children. In chapters that focus on complications of childbearing, reproductive conditions, and childhood illnesses, medical interventions are included along with nursing care management. Throughout the discussion of assessment and care, we alert







the nurse to signs of potential problems and provide informational boxes that highlight warning signs and emergency situations.


Patient and family education is an essential component of the nursing care of women and children. The chapter on women's health promotion and screening emphasizes teaching for self-care to promote wellness and to encourage preventive care. The chapter on transition to parenthood focuses on teaching for new parents and infants at home. Special boxes highlight community care throughout the text. Family-Centered Care boxes incorporate family considerations important to the care of women and children. Issues concerning grandparents, siblings, and different family constellations are addressed. In the pediatric chapters, these boxes focus on the special learning needs of families. Legal Tips are integrated into the maternity section to emphasize issues related to the care of women and infants. Alerts are located throughout the text to draw attention to important information on medications, nursing care, and safety.

This seventh edition features a contemporary design with logical, easy-to-follow headings and an attractive four-color design that highlights important content and increases visual appeal. Hundreds of color photographs and drawings throughout the text, many of them new, illustrate important concepts and techniques to further enhance comprehension. To help students learn essential information quickly and efficiently, we have included numerous features that prioritize, condense, simplify, and emphasize important aspects of nursing care. In addition, the text encourages students to think critically.

Special features

- **Atraumatic Care** boxes emphasize the importance of providing competent care without creating undue physical and psychologic distress. Although many of the boxes provide suggestions for managing pain, atraumatic care also considers approaches to promoting self-esteem and dignity.
-  **Community Focus** boxes emphasize community issues, provide resources and guidance, and illustrate nursing care in a variety of settings.

-  **Cultural Considerations** boxes describe a variety of beliefs and practices about pregnancy, labor and birth, parenting, and women's health concerns.
-  **Emergency Treatment** boxes alert students to the signs and symptoms of various emergency situations and provide interventions for immediate implementation.
- **Evidence-Based Practice** is incorporated in new boxes that integrate findings from recent studies on selected clinical practice topics.
-  **Family-Centered Care** boxes highlight the needs and concerns of families that should be addressed that emphasizes a family focus.
-  **Nursing Care Guidelines** boxes provide students with examples of various approaches to implementing care.
- **Legal Tips** are integrated throughout Part 1 to provide students with relevant information to deal with important legal matters in the context of maternity nursing.
-  **Medication Guide** boxes include key information about medications used in maternity and newborn care, including their indications, adverse effects, and nursing considerations.
- **Next-Generation NCLEX[®] Examination-Style Case Studies** and **Next-Generation NCLEX[®] Examination-Style Unfolding Case Studies** are included in most of the patient care chapters. The case studies present a brief clinical situation to help students conceptualize how to individualize patient care. Students will have the opportunity to become familiar with the types of questions that will soon be included in examinations for state licensure.
-  **Nursing Alerts** call the reader's attention to critical information that could lead to deteriorating or emergency situations.
- **Patient Teaching** boxes assist students to help patients and families become involved in their own care with optimal outcomes.
- **Resources**, including websites and contact information for organizations and educational resources available for the topics discussed, are listed throughout.

-  **Safety Alerts** call the reader's attention to potentially dangerous situations that should be addressed by the nurse.
- During assessment, the nurse must be alert for **Signs of Potential Complications**; these are included in chapters that cover uncomplicated pregnancy and birth.
- A highly detailed, cross-referenced **Index** allows readers to quickly access needed information.

Teaching and learning package

Several ancillaries for this text have been developed for instructors and students to use in classroom and clinical settings.

For students

Evolve: Evolve is an innovative website that provides a wealth of content, resources, and state-of-the-art information on maternity and pediatric nursing. Learning resources for students include Audio Glossary, Printable Key Points, and NCLEX[®]-Style Review Questions and Answers.

Study Guide: This comprehensive and challenging study aid presents a variety of questions to enhance learning of key concepts and content from the text. Multiple-choice and matching questions and Critical Judgment and Next-Generation NCLEX[®] Examination-Style Questions are included. Answers for all questions are included at the back of the study guide.

For instructors

Evolve includes these teaching resources for instructors:

Image Collection, containing more than 1100 full-color illustrations and photographs from the text, helps instructors develop presentations and explain key concepts.

PowerPoint Slides, with lecture notes for each chapter of the text, assist in presenting materials in the classroom.

TEACH for Nurses includes teaching strategies; in-class case studies; nursing skills, and nursing curriculum standards such as QSEN, concepts, and BSN Essentials.

Test Bank in ExamView format contains more than 1850 NCLEX[®]-style test items, including alternate-format questions. An answer key with page references to the text, rationales, and NCLEX[®]-style coding is included.

Next Generation NCLEX[®] (NGN)-Style Cases and Answers for Maternity Nursing (Instructor only) and Next Generation NCLEX[®] (NGN)-Style Cases and Answers for Pediatric Nursing (Instructor only).

Acknowledgments

Shannon E. Perry, Deitra Leonard Lowdermilk, Kitty Cashion, Kathryn Rhodes Alden, Ellen F. Olshansky, Marilyn J. Hockenberry

Thanks to Jennifer Taylor Alderman, Dusty Dix, and Rhonda Lanning for preparing the Evidence-Based Practice boxes, the Next-Generation NCLEX Examination-Style Unfolding Case Studies, and the Next-Generation NCLEX Examination-Style Case Studies in Part 1. Thanks, too, to those parents who permitted us to use photos of their infants and families. Very special thanks to Heather Bays, Maria Broeker, Sandy Clark, and Rachel McMullen, Elsevier staff members, whose support was crucial for the completion of this project. Thanks also to those faculty and students who provided reports and offered suggestions to ensure accuracy.

I am grateful to the many nursing faculty members, practitioners, and students who have offered their comments, recommendations, and suggestions. This edition could not have been completed without the dedication of these special people. I am also grateful to the editorial staff at Elsevier, especially Sandra Clark, Heather Bays, and Maria Broeker, for their support and commitment to excellence.

The authors would like to acknowledge the following individuals for contributions to the eleventh edition of *Wong's Essentials of Pediatric Nursing*: Caroline E. Anderson, MSN, RN, CPHON; Annette L. Baker, RN, BSN, MSN, CPNP; Rose Ann U. Baker, PhD, PMHCNS-BC; Amy Barry, RN, MSN, CPNP; Heather Bastardi, RN, MSN, CPNP, CCTC; Rosalind Bryant, PhD, RN, PPCNP-BC; Alice M. Burch, DNP, MSN-Ed, BSN; Lisa M. Cleveland, PhD, RN, CPNP, IBCLC, FAAN; Erin Connelly, BBA, BSN, MSN; Elizabeth A. Duffy, DNP, RN, CPNP; Kimberley Ann Fisher, PhD;

R. Elizabeth Fisher, DNP, APRN, CPNP AC/PC, CPON; Jan M. Foote, DNP, ARNP, CPNP, FAANP; Melody Hellston, DNP, MSN, MS; Ruth Anne Herring, MSN, RN, CPNP-AC/PC, CPHON; Joy Hesselgrave, MSN, RN, CPON, CHPPN; Maryellen S. Kelly, DNP, CPNP; Patricia McElfresh, PNP-BC, Tara Taneski Merck, RN, MS, CPNP, APNP; Kristina Miller, DNP, RN, PCNS-BC, CNE; Mary Mondozzi, MSN, BSN, WCC; Rebecca A. Monroe, MSN, APRN, CPNP; Tadala Mulemba, BSN; Patricia O'Brien, MSN, CPNP-AC, FAHA; Kathie Prihoda, RN, MSN, DNP; Cynthia A. Prows, BSN, MSN, APRN; Mpho Raletshegwana, BSN, RN; Kathleen S. Ruccione, PhD, MPH, RN, CPON, FAAN; Gina Santucci, MSN, FNP, APN-BC; Margaret L. Schroeder, MSN, BSN, BA, RN, PPCNP-BC; Micah Skeens, PhD, RN, CPNP; Laura Tillman, DNP, APRN, CPNP; and Caroline C. Weeks, BS, BA, RDN, LD.